




Insulin Pump Comparison Table

Insulin Pump	Size & Weight	CGM & Meters	Software	Insulin Delivery	Screen	Additional Info
<p>Insulet Corp Omnipod</p> 	<p>Pod: 1.5 x 2 x 0.6 inches</p> <p>0.88 oz. with empty reservoir</p> <p>Personal Diabetes Manager (PDM): 2.5 x 4.5 x 1 inches</p> <p>4.4 oz. with batteries</p>	<p>CGM: n/a</p> <p>Meter: Built-in Freestyle Glucose Meter</p>	<p>Glooko</p> <p>Also works with TidePool and Diasend data- management systems</p>	<p>Reservoir: 200-unit reservoir built into pod.</p> <p>Infusion Set: Pod, no tubing. Pod has a built- in, self-inserting cannula</p> <p>Basal: From 0.05 to 30 units per hour in 0.05- unit increments</p> <p>Bolus: From 0.05 to 30 units.</p> <p>Increments of 0.05, 0.1, 0.5, or 1 unit. Insulin- to-carb ratio in whole units only.</p> <p>Once pod activated, required to be within 5 feet of PDM to deliver boluses. Delivers basal insulin regardless of proximity to PDM.</p>	<p>Color screen</p> <p>Push-button</p>	<p>Battery: Pod: battery Integrated; PDM: 2 AAA</p> <p>Waterproof: Pod: Yes, up to 25 feet for 60 minutes; PDM: No</p> <p>Other: PDM contains food database with 1,000+ common foods (with nutrition info) and stores up to 36 preset carb values.</p> <p>Approved for use by adults and children.</p>


Insulin Pump Comparison Table

Insulin Pump	Size & Weight	CGM & Meters	Software	Insulin Delivery	Screen	Additional Info
<p>Medtronic Diabetes MiniMed 530G System</p> 	<p>3.7 x 2 x 0.8 inches</p> <p>3.7 oz. with battery and full reservoir</p>	<p>CGM: Medtronic Enlite Sensor</p> <p>Meter: Contour Next Link 2.4 Meter</p>	<p>Carelink Personal</p> <p>Carelink Professional</p>	<p>Reservoir: 300-unit capacity</p> <p>Infusion Set: Medtronic QuickSet, Mio, Silhouette, Sure-T</p> <p>Basal: From 0.025 to 35 units per hour in 0.025-unit increments for up to 0.975 units. Increments of 0.05 units for between 1 and 9.95 units. Increments of 0.1 units for 10 units or more.</p> <p>Bolus: From 0.025 to 25 units. Increments of 0.1 units. Alternate bolus increments available for greater precision. Insulin-to-carb ratio allows for fractions of grams.</p>	<p>Push-button</p>	<p>Battery: 1 AAA</p> <p>Waterproof? No, remove pump for bathing, swimming, and water activities.</p> <p>Other: Pump–CGM uses SmartGuard technology to stop insulin delivery for up to 2 hours if glucose level reaches a preset low limit and the user doesn't respond to low-glucose alarm.</p> <p>Approved for use by adults and children 16+.</p>


Insulin Pump Comparison Table

Insulin Pump	Size & Weight	CGM & Meters	Software	Insulin Delivery	Screen	Additional Info
<p>Medtronic Diabetes MiniMed 630G System</p> 	<p>2 x 3.8 x 1 inches</p> <p>3.7 oz. without battery and with empty reservoir</p>	<p>CGM: Medtronic Enlite Sensor</p> <p>Meter: Contour Next Link 2.4 Meter; has remote bolus functionality via meter</p>	<p>Carelink Personal</p> <p>Carelink Professional</p>	<p>Reservoir: 300 unit capacity</p> <p>Infusion Sets: Medtronic QuickSet, Mio, Silhouette, Sure-T</p> <p>Basal: From 0.025 to 35 units per hour in 0.025-unit increments for up to 0.975 units. Increments of 0.05 units for between 1 and 9.95 units. Increments of 0.1 units for 10 units or more.</p> <p>Bolus: From 0.025 to 25 units. Increments of 0.025 units. Insulin-to-carb ratio allows for fractions of grams.</p>	<p>Color screen</p> <p>Push-button</p>	<p>Battery: 1AA</p> <p>Waterproof: Yes, for 12 feet, up to 24 hours</p> <p>Other: Pump– CGM uses SmartGuard technology to stop insulin delivery for up to 2 hours if glucose level reaches a preset low limit and user doesn't respond to low- glucose alarm.</p> <p>Approved for use by adults and children 16+.</p>


Insulin Pump Comparison Table

Insulin Pump	Size & Weight	CGM & Meter	Software	Insulin Delivery	Screen	Additional Info
<p>Medtronic Diabetes MiniMed 670G System</p> 	<p>2 x 3.8 x 1 inches</p> <p>3.7 oz. without battery and with empty reservoir</p>	<p>CGM: Medtronic Enlite Sensor</p> <p>Meter: Contour Next Link 2.4 Meter; has remote bolus functionality via meter</p>	<p>Carelink Personal</p> <p>Carelink Professional</p>	<p>Reservoir: 300 unit capacity</p> <p>Infusion sets: Medtronic QuickSet, Mio, Silhouette, Sure-T</p> <p>Basal: From 0.025 to 35 units per hour in 0.025-unit increments for up to 0.975 units. Increments of 0.05 units for between 1 and 9.95 units. Increments of 0.1 units for 10 units or more.</p> <p>Auto Mode feature automatically adjusts basal delivery based on sensor glucose readings and recent insulin delivery.</p> <p>Bolus: From 0.025 to 25 units. Increments of 0.025, 0.05, and 0.1 units. Insulin-to-carb ratio allows for fractions of grams. Users must still enter carb grams in Auto Mode</p>	<p>Color screen</p> <p>Push-button</p>	<p>Battery: 1 AA</p> <p>Waterproof: Yes, 12 feet, up to 24 hours</p> <p>Other: Hybrid closed-loop pump, uses SmartGuard technology to stop insulin delivery for up to 2 hours if the glucose level reaches a preset low limit and user doesn't respond to low-glucose alarm. Users choose from increasing levels of automation to best fit diabetes management needs.</p> <p>Approved for use by adults and children 14+ with type 1 diabetes.</p>


Insulin Pump Comparison Table

Insulin Pump	Size & Weight	CGM & Meters	Software	Insulin Delivery	Screen	Additional Info
<p>Medtronic Diabetes MiniMed Paradigm Revel</p> 	<p>3.7 x 2 x 0.8 inches</p> <p>3.5 oz. with battery and full reservoir</p>	<p>CGM: Stand-alone pump with optional CGM capabilities.</p> <p>Meter: Contour Next Link Meter</p>	<p>Carelink Personal</p> <p>Carelink Professional</p>	<p>Reservoir: 300 unit capacity</p> <p>Infusion sets: Medtronic QuickSet, Mio, Silhouette, Sure-T</p> <p>Basal: From 0.025 to 35 units per hour in 0.025-unit increments for up to 0.975 units. Increments of 0.05 units for between 1 and 9.95 units. Increments of 0.1 units for 10 units or more.</p> <p>Bolus: From 0.025 to 25 units. Increments of 0.1 units. Alternate bolus Increments available for greater precision. Insulin-to-carb ratio allows for fractions of grams.</p>	<p>Push-button</p>	<p>Battery: 1 AAA</p> <p>Waterproof? No, remove before bathing, swimming, or water activities.</p> <p>Other: Available in colors</p> <p>Works with MiniMed Connect, which allows data to be displayed via Apple or Android smart devices. MiniMed Connect can text updates to family and friends.</p> <p>Approved for use by adults and children 16+.</p>

Insulin Pump Comparison Table

Insulin Pump	Size & Weight	CGM & Meters	Software	Insulin Delivery	Screen	Additional Info
<p>Tandem Diabetes Care t:flex Pump</p> 	<p>3 x 2 x 0.8 inches with insulin cartridge</p> <p>4.05 oz. with battery and full reservoir</p>	<p>CGM: n/a</p> <p>Meter: Does not communicate with any glucose meter, glucose results must be manually entered into pump for bolus calculations</p>	<p>t: connect</p> <p>Also compatible with Glooko, TidePool and Diasend data-management software</p>	<p>Reservoir: 480-unit cartridge</p> <p>Infusion Set: Tandem AutoSoft 90, AutoSoft XC, AutoSoft 30, VariSoft, TruSteel</p> <p>Basal: From 0.5 to 15 units per hour in 0.001-unit increments</p> <p>Bolus: From 0.05 to 60 units in 0.01-unit increments. Insulin-to-carb ratio allows for fractions of grams.</p>	<p>Color screen</p> <p>Touch-screen</p>	<p>Battery: Rechargeable Lithium polymer battery</p> <p>Waterproof? Yes, watertight for up to 3 feet for 30 minutes</p> <p>Other: Largest-capacity insulin pump, designed for people who require more than 100 units of insulin per day.</p> <p>Approved for use by adults and children 12+.</p>

Insulin Pump Comparison Table

Insulin Pump	Size & Weight	CGM & Meters	Software	Insulin Delivery	Screen	Additional Info
<p>Tandem Diabetes Care t:slim X2 Pump</p> 	<p>3 x 2 x 0.6 inches</p> <p>3.95 oz. with battery and full reservoir</p>	<p>CGM: Dexcom G5</p> <p>Meter: Does not communicate with any glucose meter, glucose results must be manually entered into pump for bolus calculations</p>	<p>t:connect</p> <p>Also compatible with Glooko, TidePool and Diasend data-management software</p>	<p>Reservoir: 300-unit cartridge</p> <p>Infusion Sets: Tandem AutoSoft 90, AutoSoft XC, AutoSoft 30, VariSoft, TruSteel</p> <p>Basal: From 0.1 to 15 units per hour in 0.001-unit increments</p> <p>Bolus: From 0.05 to 25 units in 0.01-unit increments with an option for up to an additional 25 units.</p> <p>Insulin-to-carb ratio allows for fractions of grams.</p>	<p>Color screen</p> <p>Touch-screen</p>	<p>Battery: Rechargeable Lithium polymer battery</p> <p>Waterproof? Yes, watertight for up to 3 feet for 30 minutes</p> <p>The T:slim X2 uses the Tandem Device Updater to remotely update pump software from a computer—without requiring purchase of a new device.</p> <p>Approved for use by adults and children 6+.</p>